


837390




NEEQ:837390

Henan Winner Vibrating Equipment Co.,Ltd.

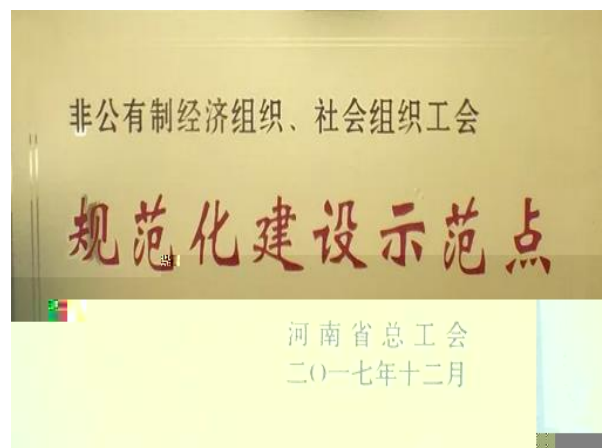


2017

与 七 七 二



二 二



东

		2017 1 1 2017 12 31
		2016 1 1 2016 12 31

--	--

2017 12 31

131,556,121.31

5%-30%

30%-60%

10%-30%

5%-10%

	Henan Winner Vibrating Equipment Co.,Ltd.
	837390
	1

	0373-7080334
	0373-7080334
	weimengdsh@163.com
	www.winnergroup.com.cn
	1 453700
	www.neeq.com.cn

	2000-12-04
	2016-05-30
	- - - C3511

	33,001,000
	0
	0

	914107007258089047	
	1	
	33,001,000	

	86
	16 2 4

1	2018	1	15			
2		35,971,840		35,971,840	2017	12 8
						127,200
		1,335,600.00				

2,857,140	29,999,970.00	2018	1	5
2,970,840	31,193,820.00	2018	2	28
				[2018]765

	185,005,645.72	120,873,612.54	53.06%
%	43.22%	40.35%	-
	27,396,561.34	13,356,750.31	105.11%
	27,226,797.56	11,168,720.69	143.78%
%	20.26%	11.63%	-
%	20.13%	9.72%	-
	0.83	0.40	107.50%

	296,707,643.54	217,112,422.84	36.66%
	146,117,483.56	91,509,315.65	59.67%
	146,191,137.64	121,533,658.75	20.29%
	4.43	3.68	20.38%
%	50.46%	42.92%	-
%	49.25%	42.15%	-
	186.37%	214.11%	-
	15.80	8.02	-

	-9,645,610.71	7,638,032.81	-226.28%
	152.90%	110.58%	-
	204.50%	161.73%	-

%	36.66%	6.88%	-
%	53.06%	-13.77%	-
%	109.37%	-42.61%	-

	33,001,000	33,001,000	-
	-	-	-
	-	-	-

	-27,705.18
	856,044.94
	-358,634.86

	-269,720.87
	199,984.03
	30,044.61
	175.64
	169,763.78

		-57,676.46		
	57,676.46			

2017 12 25

[2017]30


2017

2016

2016

-57,676.46

-57,676.46



2017	12	31		296,707,643.54		79,595,220.70	36.66%
			1	30,863,070.00		23,151,858.69	2
				17,693,955.92	3		
			9,958,373.87	146,117,483.56		54,608,167.91	
59.67%			1	2017	9,450,000.00	2	
			3,890,887.38		3,225,905.09	4	
			30,863,070.00	150,590,159.98		24,987,052.79	19.89%
			2017	185,005,645.72		64,132,033.18	53.06%
105,049,036.83				32,946,757.94	45.69%		
			27,546,135.24		14,389,396.49	109.37%	
			2017		-9,645,610.71	17,283,643.52	
			1				
57,639,620.43			2			49,436,085.98	

3

7,923,675.80

4

12,499,433.41

	42,856,199.64	14.44%	19,704,340.95	9.08%	117.50%
	18,777,409.81	6.33%	13,456,087.79	6.20%	39.55%
	114,469,936.43	38.58%	96,775,980.51	44.57%	18.28%
	21,193,328.67	7.14%	3,226,908.57	1.49%	556.77%
	56,348,564.05	18.99%	46,390,190.18	21.37%	21.47%
	24,415,001.28	8.23%			

2				
3				
4	85.10%			
5	30.00%		845	
6	60.67%			
7	298.00%	2017		
8	92.06%			
9	3,237,136.68%	2017	12	

	185,005,645.72	-	120,873,612.54	-	53.06%
	105,049,036.83	56.78%	72,102,278.89	59.65%	45.69%
%	43.22%	-	40.35%	-	-
	17,920,976.80	9.69%	14,819,657.54	12.26%	20.93%
	22,322,827.53	12.07%	14,891,098.06	12.32%	49.91%
	2,199,071.32	1.19%	2,109,222.15	1.74%	4.26%
	32,298,397.17	17.46%	12,438,530.50	10.29%	159.66%
	141,690.41	0.08%	3,039,174.33	2.51%	-95.34%
	770,046.14	0.42%	448,482.37	0.37%	71.70%
	27,546,135.24	14.89%	13,156,738.75	10.88%	109.37%

		185,005,645.72		64,132,033.18		53.06%
		105,049,036.83		32,946,757.94		45.69%
2						
2017	43.22%	40.35%	2.87			
1						62,674,699.13
	33.95%	45.98%				
						18,135,524.92
	9.82%	44.20%				
2						
3		2017				
		33.95%				
				11.66%	9.16%	
4	2017					3
3						
		17,920,976.80		3,101,319.26		20.93%
1		3,115,546.38		1,150,846.66		58.58%

2	657,295.51		359,627.13	120.81%
			2017	
3	751,858.66		227,966.91	43.51%
4	629,805.98		1,116,977.00	63.94%
2016				
5	328,923.17			
6	284,855.81		197,331.33	225.46%
2016	33%	2017	50%	2017
7	204,112.28		89,526.91	78.13%
2017				
8	195,378.00		51,467.18	35.76%
9	111,871.70		103,371.70	1,216.14%
2017	12		10	
10	98,148.57		31,623.87	47.54%
11	61,207.47			
12	22,807.95		13,192.05	36.64%
	2%	0.8%		
13	20,000.00			
14	0.00		<	>
[2016]22				

	22,322,827.53	7,431,729.47	49.91%
1	8,990,315.99	5,298,046.55	143.49%
		2017	
2	3,901,836.89	1,038,977.00	36.29%
2017			
3	318,600.79	221,133.37	226.88%
4	54,292.78	49,654.88	1,070.63%
5	31,768.39	20,877.95	191.71%
2017			
5			
	32,298,397.17	19,859,866.67	159.66%
6			
	27,546,135.24	14,389,396.49	109.37%

	184,635,568.63	120,358,879.22	53.40%
	370,077.09	514,733.32	-28.10%
	105,049,036.83	72,102,278.89	45.69%
	0	0	0%

		%		%
/	4,855,540.03	2.62%	4,654,310.06	3.85%
	10,884,193.52	5.88%	9,428,304.57	7.80%
	62,674,699.13	33.88%	36,135,332.52	29.90%
	7,110,627.93	3.84%	8,287,224.92	6.86%
	1,020,687.21	0.55%	1,163,815.75	0.96%
	5,010,509.38	2.71%	3,439,805.09	2.85%
	64,252,809.63	34.73%	38,209,092.64	31.61%
	8,753,808.69	4.73%	10,796,685.94	8.93%
	1,937,168.19	1.05%	1,923,285.97	1.59%
	18,135,524.92	9.80%	6,321,021.76	5.23%
	184,635,568.63	99.79%	120,358,879.22	99.58%

2017	
1	
2	2017

1		7,705,936.69	4.17%
2		4,648,888.89	2.51%
3		4,549,401.70	2.46%
4		4,007,783.48	2.17%
5		3,818,760.68	2.06%
		24,730,771.44	13.37%

1		12,733,495.41	13.79%	
2		8,844,000.11	9.58%	
3		5,465,776.27	5.92%	
4		5,111,976.12	5.54%	
5		3,937,560.37	4.27%	
		36,092,808.28	39.10%	

	-9,645,610.71	7,638,032.81	-226.28%
	-2,780,248.68	-554,065.66	
	35,215,066.24	-4,553,662.49	

2017		-9,645,610.71		17,283,643.52
1				
57,639,620.43	2			49,436,085.98
3			7,923,675.80	4
		12,499,433.41		
		27,546,135.24		
1				7,592,694.27
	2	2,139,471.73		
3	9,958,373.87		4	49,449,608.29
		5	13,048,980.56	

		-2,780,248.68		2,226,183.02
	404,953.97			2,600,000.00
		35,215,066.24		39,768,728.73
2017		30,863,070.00	2017	2016
11,550,000.00				

1				
1.1				
	2000			
	2016	7	12	
				12 1 A A104
	55%			
	9,459,609.48			4,883,864.37
				300,846.76
2				
2.1				
	10			
	2016	11	23	
				53-55
2.2				
	1000			
	2017	6	29	

	364,144.21	444,660.19	111,272.36
3			

--

2017 4 28

[2017]13

42




2017 5 28

2017 5 10

		100%	2017	12	31	20
2	2016	11	9			
		2016-019				
		53-55		10		2017
12	31					

						60
--	--	--	--	--	--	----

1		43.22%		2.87		27,546,135.24
	14,389,396.49					
2		186.37 %				49.25%
3						
				42,856,199.64		



2

2018-2020

1500

3

2025

4

360

5

1

2017 12 31

131,556,121.31

5%-30%

30%-60%

10%-30%

5%-10%


2


2017 12 31

12,062,853.05

3

4





	13,000,000.00	2016.11.4-2017.11.3				
	5,869,928.30	2017.1.25-2018.1.24				
	7,400,000.00	2017.10.13-2018.10.16				
	13,000,000.00	2017.10.17-2018.8.16				
	10,000,000.00	2017.10.30-2018.10.30				
	67,169,928.30	-	-	-	-	-

	36,269,928.30

6	42,500,000.00	14,000,000.00
	42,500,000.00	14,000,000.00

2017

3,000.00

450.00

800.00

2016-021

2017 12 31

600.00

800.00

	350	1,876,000.00		2017 6 23	2017-023
	500	5,000,000.00		2017 3 1	2017-006
	- 321,860.00 % 7.99 % 11.49 36	321,860.00		2017 8 14	2017-030
	450	4,500,000.00		-	-

	300	3,000,000.00		2017 9 14	2017-036
	-	14,697,860.00	-	-	-

2016 2 23

2016 2 23 2023 2 22

450 2016 1 21 2016

2017 2 24 450 2017 2 24 2018

2 23

--

1 2015 11	
2 2015 11	
3 2015 11	
2017 2 7	-
459,800.00	
	2017 8 14
	2017 8 30 2017
4 2015 11	

		6,683,911.00	2.25%	
		2,954,940.21	1.00%	
	-	9,638,851.21	3.25%	-

43

2016	7	11			10		
			2016	4	1		
							2011
						2011	11
						-2016	4
							1
			2016	6	6		6
							8
			6	24			
						7	11
			2017	1	3		2017
							3
30			2017	7	7		



			%			%
		6,122,688	18.55%	14,336,240	20,458,928	61.99%
		1,480,932	4.49%	0	1,480,932	4.49%



										/
2017-12-8	2018-3-23	10.50	2,970,840	31,193,820.00	32	0	0	1	0	

2017	12	8							
				2017					
					2018	1	5		31,193,820.00
2018	2	28							
			[2018]765						

			%		
		4,500,000.00	6.96%	2017/2/24-2018/2/23	
		5,000,000.00	5.655%	2017/3/2-2018/3/2	
		5,000,000.00	6.525%	2017/5/15-2018/5/14	
		2,000,000.00	6.525%	2017/7/14-2018/5/26	
		3,000,000.00	6.525%	2017/10/30-2018/10/29	
		8,000,000.00	4.5675%	2017/6/9-2018/6/8	
		5,000,000.00	4.5675%	2017/6/16-2018/6/15	
		2,650,000.00	4.35%	2017/10/25-2018/10/24	
		4,100,000.00	4.35%	2017/10/13-2018/10/12	
		1,700,000.00	4.35%	2017/11/3-2018/11/2	
	-	40,950,000.00	-	-	-

			%		
		4,500,000.00	6.96%	2016/2/25-2017/2/24	
		5,000,000.00	6.525%	2016/5/13-2017/5/12	
		3,000,000.00	6.525%	2016/10/31-2017/10/30	

		5,000,000.00	7.2%	2016/3/2-2017/3/2	
		8,000,000.00	4.568%	2016/6/12-2017/6/11	
		5,000,000.00	4.5675%	2016/7/29-2017/7/28	
		1,000,000.00	4.568%	2016/10/9-2017/10/8	
		2,100,000.00	4.35%	2017/9/23-2017/10/1	
		33,600,000.00			

	10	10	10
2017 6 26	0.83	0	0
	0.83	0	0

	1.00	0	0

--	--	--	--	--	--	--

		5,141,676	0	5,141,676	15.58%	0
		1,610,369	0	1,610,369	4.88%	0
		82,200	40,000	122,200	0.37%	0
		306,532	0	306,532	0.93%	0
		401,341	0	401,341	1.22%	0
		2,757,311	0	2,757,311	8.36%	0
		0	0	0	0.00%	0
		383,365	0	383,365	1.16%	0
		76,236	0	76,236	0.23%	0
		16,682,760	40,000	16,722,760	50.68%	0

	0	0
	6	13
	81	119
	126	135
	479	456
	692	723

1			
	723	31	27
23			
2			
3			
4			

		0
		0

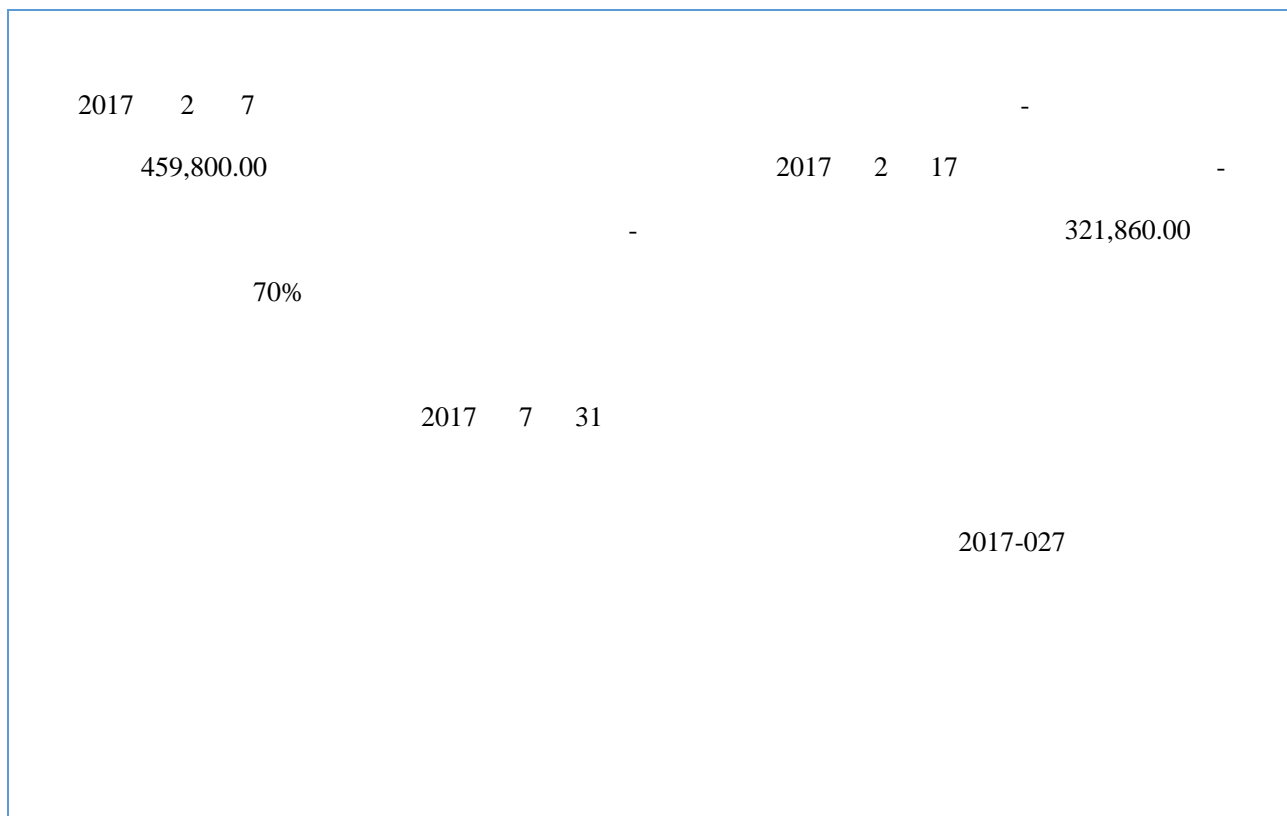
		0
--	--	---

	2017	32	2017
12 8		2017-040	

--

--

10,000,000.00



1 2017 7 10

2017

2017

		2017			
		3	2017	4	14
					<
		2016			>
		<	2016		>
		<	2016		>
		<	2017		>
			<2016		>
			<	2016	>
		4	2017	6	22
		2017			
		5	2017	8	14
					<2017
					>
				2017	
		6	2017	9	14

7 2017 12 8

<

		2	2017	3	16	2017
		3	2017	5	4	2016
					<	2016
				>		
		<2016		>		<
		2016		>		
		< 2017		>		
		<2016				>
		4	2017	7	10	2017
		5	2017	8	30	2017
		6	2017	9	29	2017
		7	2017	12	25	2017

		> <
--	--	-----

5

--

--

http://www.neeq.com.cn/

2

3

2016 6 3

<

>

2017

	3	18,777,409.81	13,456,087.79
	4	114,469,936.43	96,775,980.51
	5	21,193,328.67	3,226,908.57
	6	8,124,041.03	6,817,198.94

	11	2,282,091.04	2,382,914.94
	12	3,060,784.03	3,298,390.75
	13	4,458,366.28	3,865,750.75
	14	54,800.00	141,610.00
		34,366,760.63	30,733,948.02
		296,707,643.54	217,112,422.84
	15	40,950,000.00	31,500,000.00
	16	1,229,501.00	2,634,690.00
	17	40,089,202.72	36,863,297.63
	18	18,701,025.60	11,639,573.21
	19	735,153.90	184,712.23
	20	8,117,251.98	4,226,364.60
	21	30,938,918.37	955.72

		140,761,053.57	87,049,593.39
	22	1,108,232.67	
	24	4,248,197.32	4,459,722.26
		5,356,429.99	4,459,722.26
		146,117,483.56	91,509,315.65
	25	33,001,000.00	33,001,000.00
	26	18,063,318.04	18,063,318.04

	27	10,273,606.59	7,560,216.56
	28	84,853,213.01	62,909,124.15
		146,191,137.64	121,533,658.75
		4,399,022.34	4,069,448.44
		150,590,159.98	125,603,107.19
		296,707,643.54	217,112,422.84

		39,176,367.82	12,000,223.62
		512,793.28	
		18,777,409.81	13,456,087.79
	1	112,315,336.43	96,775,980.51
		21,112,134.67	3,226,908.57
	2	8,002,220.83	6,576,604.22
		56,348,564.05	46,390,190.18
		256,244,826.89	178,425,994.89

	3	4,700,000.00	4,300,000.00
		24,119,140.72	20,361,410.71
		95,718.00	642,581.75
		2,276,199.35	2,375,518.93
		3,060,784.03	3,298,390.75
		4,430,366.27	3,862,585.03
		54,800.00	
		38,737,008.37	34,840,487.17
		294,981,835.26	213,266,482.06
		40,950,000.00	31,500,000.00
		1,229,501.00	2,634,690.00
		43,030,708.55	36,863,297.63
		18,641,025.60	11,639,573.21
		501,585.96	140,129.68
		7,870,988.17	4,222,803.27

		31,376,677.15	71,165.00
		143,600,486.43	87,071,658.79
		1,108,232.67	

		10,273,606.59	7,560,216.56
		84,791,994.21	63,110,566.41
		146,129,918.84	121,735,101.01
		294,981,835.26	213,266,482.06

	29	185,005,645.72	120,873,612.54
	29	185,005,645.72	120,873,612.54

	35		41,136.99
-			
-	36	-27,705.18	-57,676.46
	37	856,044.94	
		32,298,397.17	12,438,530.50
	38	141,690.41	3,039,174.33
	39	770,046.14	448,482.37
		31,670,041.44	15,029,222.46
	40	4,123,906.20	1,872,483.71
		27,546,135.24	13,156,738.75
()	-	-	-
1.		27,546,135.24	13,156,738.75
2.			
()	-	-	-
1.		149,573.90	-200,011.56
2.		27,396,561.34	13,356,750.31
1.			
2.			

1.			
2.			
3.			
4.			
5.			
6.			
		27,546,135.24	13,156,738.75
		27,396,561.34	13,356,750.31
		149,573.90	-200,011.56
		0.83	0.40
		0.83	0.40

	4	183,240,734.57	120,873,612.54
	4	103,717,505.07	72,102,278.89
		1,819,641.01	1,087,334.62
		21,783,809.88	14,762,149.67
		18,616,721.69	14,552,057.65
		2,208,654.33	2,113,813.72

		4,087,866.72	3,396,288.43
	5		41,136.99
-		-27,705.18	
		856,044.94	
		31,834,875.63	12,900,826.55
		141,220.35	3,039,174.28
		770,046.14	506,158.83
		31,206,049.84	15,433,842.00
		4,072,149.56	1,875,649.43
		27,133,900.28	13,558,192.57
		27,133,900.28	13,558,192.57
1.			
2.	()] ()0.		

		27,133,900.28	13,558,192.57

		187,792,548.68	130,152,928.25


		28,953,432.53	25,350,003.87
		18,064,679.81	10,141,004.01
	41	27,275,640.58	14,776,207.17
		198,851,108.42	125,388,484.57
		-9,645,610.71	7,638,032.81
			5,000,000.00
			41,136.99
		10,000.00	
	41		2,600,000.00

		33,600,000.00	34,400,000.00
		4,878,554.18	2,141,188.56
	41	399,449.58	3,781,933.93
		38,878,003.76	40,323,122.49
		35,215,066.24	-4,553,662.49
		2.26	19,434.41
		22,789,209.11	2,549,739.07
		13,383,079.53	10,833,340.46
		36,172,288.64	13,383,079.53

		188,156,983.09	

4														
1														
2														

4	-	-	-	-	-	-	-	-	-	-	-	-	-	-
	-	-	-	-	-	-	-	-	-	-	-	-	-	-
1	-	-	-	-	-	-	-	-	-	-	-	-	-	-
2	-	-	-	-	-	-	-	-	-	-	-	-	-	-
3	-	-	-	-	-	-	-	-	-	-	-	-	-	-



3												
4												
									2,713,390.03		-5,452,472.48	-2,739,082.45
1									2,713,390.03		-2,713,390.03	
2												
3											-2,739,082.45	-2,739,082.45
4												
1												
2												
3												
4												
1												
2												
	33,001,000.00				18,063,318.04				10,273,606.59		84,791,994.21	146,129,918.84

	33,001,000.00	-	-	-	18,063,318.04	-	-	-	6,204,397.30	-	50,908,193.10	108,176,908.44
	-	-	-	-	-	-	-	-	-	-	-	-
	-	-	-	-	-	-	-	-	-	-	-	-
	-	-	-	-	-	-	-	-	-	-	-	-
	33,001,000.00				18,063,318.04				6,204,397.30		50,908,193.10	108,176,908.44
									1,355,819.26		12,202,373.31	13,558,192.57
											13,558,192.57	13,558,192.57
	-	-	-	-	-	-	-	-	-	-	-	-
1	-	-	-	-	-	-	-	-	-	-	-	-
2	-	-	-	-	-	-	-	-	-	-	-	-
3	-	-	-	-	-	-	-	-	-	-	-	-

4	-	-	-	-	-	-	-	-	-	-	-	-
	-	-	-	-	-	-	-	-	-	1,355,819.26	-	-1,355,819.26
1	-	-	-	-	-	-	-	-	-	1,355,819.26	-	-1,355,819.26
2	-	-	-	-	-	-	-	-	-	-	-	-
3	-	-	-	-	-	-	-	-	-	-	-	-
4	-	-	-	-	-	-	-	-	-	-	-	-
	-	-	-	-	-	-	-	-	-	-	-	-
1	-	-	-	-	-	-	-	-	-	-	-	-
2	-	-	-	-	-	-	-	-	-	-	-	-
3	-	-	-	-	-	-	-	-	-	-	-	-
4	-	-	-	-	-	-	-	-	-	-	-	-

2017

[2000]36

2000 8 28

2017 12 31

33,001,000.00

914107007258089047


1

2016 5 30

2018 4 19

2017

2



				2017	12	31
	2017					
		2014				15
	23					
!						
1						
		1	1	12	31	
2						
12						
3						
4						
1						

5

1

2

8

1

2

3

9

1

2

A.

B.

C.

A.

B.

A.

B.

C.

3

4

10

1

2

300

A

1	
2	

B

1	
2	

a.			
		%	%
1	1	5	5
1-2		10	10
2-3		30	30
3-4		50	50
4-5		70	70
5		100	100

3

11

1

2

3

4

5

12

8

42

1

2

13

(

1

2

5 2

14

1

2

			%	%
		20	5	4.75
		3-10	5	31.67-9.50
		5-7	5	19.00-13.57
		3-5	5	31.67-19.00
		3-5	5	31.67-19.00

3

(

4

5

15

16

(

3

17

1

2

3

18

19

(

21

2

1

3

22

1

/

2

23

1

2

3

4

26

1

2

3

4

27

1

2017 4 28

[2017]13

42

2017 5 28

2017 5 10

[2017]15

16

2017

2017 6 12

42

16

2017

16

2017

2017 1 1

2017 12 25

[2017]30

2017

2016

2016

-57,676.46

-57,676.46

2

28

1

21

2

3

1

	3%	6%	11%	13%	17%
			5%	7%	
	15%		/		
			25%		
			25%		
	50%			20%	

2

		2008	172	<
>		2008	362	
	2008	175		
				GR201641000123
		2016	12	1
15				
				2017
	2017	12	31	
		2017		2016

1

	14,135.30	80,765.16
	36,158,153.34	13,302,314.37
	6,683,911.00	6,321,261.42

	42,856,199.64	19,704,340.95
	1,229,501.00	3,780,000.00
	5,454,410.00	2,541,261.42
	6,683,911.00	6,321,261.42
2		
		512,793.28
		512,793.28
		512,793.28
3		
1		
	15,696,915.75	11,637,213.79
	3,080,494.06	1,818,874.00
	18,777,409.81	13,456,087.79
2		
		41,837,667.51
		250,000.00
		42,087,667.51
3		

	188,000.00
	188,000.00

4

1

		%		%	
	131,556,121.31	100.00	17,086,184.88	12.99	114,469,936.43
1	131,556,121.31	100.00	17,086,184.88	12.99	114,469,936.43
2					
	131,556,121.31	100.00	17,086,184.88	12.99	114,469,936.43

		%		%	
	110,446,171.18	100.00	13,670,190.67	12.38	96,775,980.51
1	110,446,171.18	100.00	13,670,190.67	12.38	96,775,980.51
2					
	110,446,171.18	100.00	13,670,190.67	12.38	96,775,980.51

				%
1		84,954,921.77	4,247,746.09	5.00
1	2	20,125,182.27	2,012,518.23	10.00
2	3	16,280,441.10	4,884,132.33	30.00
3	4	7,086,954.73	3,543,477.36	50.00
4	5	2,367,701.90	1,657,391.33	70.00
5		740,919.54	740,919.54	100.00
		131,556,121.31	17,086,184.88	13.00

2

3,415,994.21

3

			302,658.50	

			179,433.50	
			108,625.00	
			14,600.00	
			302,658.50	

4

					%	
			3,990,000.00	1	3.03	199,500.00
			3,610,248.86	1	2.74	180,512.44
			2,987,000.00	1	2.43	149,350.00
			213,000.00	4-5		149,100.00
			1,005,000.00	1	2.41	50,250.00

		%		%	
1	9,514,786.54	45.97	1,390,745.51	14.62	8,124,041.03
2					
	980,070.24	4.74	980,070.24	100.00	
	20,694,366.37	100.00	12,570,325.34	60.74	8,124,041.03

		%		%	
	10,199,509.59	53.94	10,199,509.59	100.00	
	8,269,061.24	43.73	1,451,862.30	17.56	6,817,198.94
1	8,269,061.24	43.73	1,451,862.30	17.56	6,817,198.94
2					
	441,667.20	2.33	441,667.20	100.00	
	18,910,238.03	100.00	12,093,039.09	63.95	6,817,198.94

	10,199,509.59	10,199,509.59	100.00%
	10,199,509.59	10,199,509.59	

			%
1	6,250,958.86	312,547.95	5.00

				%
1	2	1,313,525.03	131,352.50	10.00
2	3	1,351,034.25	405,310.28	30.00
3	4	93,243.00	46,621.50	50.00
4	5	37,040.40	25,928.28	70.00
5		468,985.00	468,985.00	100.00
		9,514,786.54	1,390,745.51	14.62

			%
	119,907.37	119,907.37	100.00
	101,720.50	101,720.50	100.00
	99,016.50	99,016.50	100.00
	91,530.50	91,530.50	100.00
	71,893.10	71,893.10	100.00
	70,847.97	70,847.97	100.00
	70,781.85	70,781.85	100.00
	54,471.54	54,471.54	100.00
	53,505.85	53,505.85	100.00
	52,450.67	52,450.67	100.00
	30,000.00	30,000.00	100.00
	29,246.90	29,246.90	100.00
	23,995.63	23,995.63	100.00
	21,754.22	21,754.22	100.00
	20,000.00	20,000.00	100.00
	18,160.00	18,160.00	100.00
	16,399.08	16,399.08	100.00
	14,663.22	14,663.22	100.00
	11,630.22	11,630.22	100.00
	4,545.16	4,545.16	100.00

			%	
	1,771.76	1,771.76	100.00	
	1,770.70	1,770.70	100.00	
	7.50	7.50	100.00	
	980,070.24	980,070.24		

2

477,286.25

3

4

		4,717,480.49	5,140,970.94
		5,773,958.50	3,569,757.50
		3,417.79	
		10,199,509.59	10,199,509.59
		20,694,366.37	18,910,238.03

5

4,717 w8EM235.9 J

				%	
		10,199,509.59	5	49.29	10,199,509.59
		640,000.00	1	3.09	32,000.00
		106,500.00	1-2	2.31	10,650.00

	12,062,853.05	12,062,853.05

	147,896.23	387,893.16
	147,896.23	387,893.16

3

	147,896.23	
		387,893.16
	147,896.23	387,893.16

14

	54,800.00	67,000.00
		74,610.00
	54,800.00	141,610.00

15

	6,500,000.00	4,500,000.00
	26,000,000.00	27,000,000.00

		472,808.25	222,632.10
		38,579,508.38	35,975,692.30
		1,036,886.09	664,973.23
		40,089,202.72	36,863,297.63

2 1

		5,690,519.05	
		512,144.00	
		334,251.00	
		215,222.82	
		195,488.18	
		6,947,625.05	

18

1

		18,701,025.60	11,639,573.21
		18,701,025.60	11,639,573.21

2 1

		855,000.00	
		468,000.00	
		426,000.00	
		128,580.00	
		89,896.21	
		1,967,476.21	

19

1

	183,368.62	27,307,808.59	26,757,854.03	733,323.18
--	------------	---------------	---------------	------------

-	1,343.61	2,196,065.61	2,195,578.50	1,830.72
	184,712.23	29,503,874.20	28,953,432.53	735,153.90

2

1	181,625.68	25,982,454.28	25,433,562.70	730,517.26
2		548,638.43	548,638.43	
3	1,742.94	752,947.93	753,164.95	1,525.92
	1,615.38	522,867.33	523,095.51	1,387.20
	25.51	168,309.27	168,307.03	27.75
	102.05	61,771.33	61,762.41	110.97
4				
5		23,767.95	22,487.95	1,280.00
6				
7				
	183,368.62	27,307,808.59	26,757,854.03	733,323.18

3

1	1,275.60	2,111,761.39	2,111,280.25	1,756.74
2	68.01	84,304.22	84,298.25	73.98
3				
	1,343.61	2,196,065.61	2,195,578.50	1,830.72

20

			3,830,408.15	2,317,023.31
			3,826,338.59	1,612,492.71
			23,345.59	8,214.49
			191,584.84	127,426.82

	18,033.43	18,033.43
	12,285.30	
	21,843.12	20,273.50
	193,412.96	122,900.34
	8,117,251.98	4,226,364.60

21

	75,835.95	
	12.42	955.72
	30,863,070.00	
	30,938,918.37	955.72

22

	1,224,003.43	
	-115,770.76	
	1,108,232.67	

23

1

2015	105,000.00		105,000.00			
-	50,000.00			50,000.00		
-	300,000.00			300,000.00		
	50,000.00			50,000.00		
	100,000.00			100,000.00		
	7,320.00			7,320.00		

2017		
	2,739,082.45	
	84,853,213.01	62,909,124.15

	54,292.78	4,637.90
	31,768.39	10,890.44
	1,128.86	
		138.00
	22,322,827.53	14,891,098.06

32

	9,210,257.37	7,622,323.61
	3,115,546.38	1,964,699.72
	1,281,337.93	1,329,783.77
	657,295.51	297,668.38
	751,858.66	523,891.75
	629,805.98	1,746,782.98
	538,318.10	434,034.91
	328,923.17	
	284,855.81	87,524.48
	204,112.28	114,585.37
	195,378.00	143,910.82
	131,460.69	129,954.08
	111,871.70	8,500.00
	98,148.57	66,524.70
	94,950.38	129,626.57
	62,313.12	54,017.81
	61,207.47	
	42,431.55	
	24,929.16	24,929.16
	22,807.95	36,000.00
	20,000.00	
	16,200.50	30,367.00
	10,200.00	10,200.00

		10,000.00	
		8,737.30	5,000.00
		7,069.22	6,054.56
		960.00	
			53,277.87
		17,920,976.80	14,819,657.54
33			
		2,139,471.73	2,141,188.56
		80,633.88	85,301.25
		-19,657.86	-24,063.88
		60,780.04	77,398.72
		99,111.29	
		2,199,071.32	2,109,222.15
34			
		4,195,938.96	3,408,951.31
		4,195,938.96	3,408,951.31
35			
			41,136.99
			41,136.99
36			
		-27,705.18	-57,676.46
		-27,705.18	-27,705.18
		-27,705.18	-57,676.46
			-27,705.18
37			

	87,500.00		87,500.00
	229,024.94		229,024.94
-	50,000.00		50,000.00
-	300,000.00		300,000.00
	50,000.00		

			/
		50,000.00	
		40,000.00	
		30,700.00	
		28,518.00	
		41,000.00	
		14,583.33	
		2,851,306.85	

39

	358,634.86	314,191.48	481,859.86
	10,000.00	10,000.00	10,000.00
	401,411.28	124,290.89	401,411.28
	770,046.14	448,482.37	893,271.14
	230,844.00	8,257.53	161,950.00
			359.75

40

1

	4,716,521.73	2,385,092.69
	-592,615.53	-512,608.98
	4,123,906.20	1,872,483.71

2

	10,000.00	10,000.00
	362,649.58	3,771,933.93
	26,800.00	
	399,449.58	3,781,933.93

42

1

1		
	27,546,135.24	13,156,738.75
	4,195,938.96	3,408,951.31
	3,027,687.90	2,830,240.29
	131,460.69	129,954.08
	237,606.72	237,606.72
	27,705.18	57,676.46
	2,139,471.73	2,121,754.15
		-41,136.99
	-592,615.53	-512,608.98
	-9,958,373.87	-3,618,015.18
	-49,449,608.29	-6,254,784.15
	13,048,980.56	-3,878,343.65
	-9,645,610.71	7,638,032.81
2		

3		
	36,172,288.64	13,383,079.53
	13,383,079.53	10,833,340.46
	22,789,209.11	2,549,739.07

2

	36,172,288.64	13,383,079.53
	14,135.30	80,765.16
	36,158,153.34	13,302,314.37
	36,172,288.64	13,383,079.53

43

	6,683,911.00	1
	2,954,940.21	
	9,638,851.21	

1 2013 3 13

41022433100413030003

2013 3 13 2020 3 12

688

B B1803

2,088,705.84

1,592,007.78

1

1

2017 12 31

	8.20	115,681.00
	5,353.80	8,490.51

	1%	0.54	0.54	8,024.79	8,024.79
	1%	-0.54	-0.54	-8,024.79	-8,024.79
	1%	349.83	349.83	588.99	588.99
	1%	-349.83	-349.83	-588.99	-588.99

2

(

15)

-
-
-
-

	1%	-19,037.08	-19,037.08	-20,111.76	-20,111.76
	1%	19,037.08	19,037.08	20,111.76	20,111.76

3

2017 12 31

7,000,000.00

2017 12 31

	1	1-2	2-3	3-4	4-5	5
	84,954,921.77	20,125,182.27	16,280,441.10	7,086,954.73	2,367,701.90	740,919.54
	40,950,000.00					

1

	321,860.00	2017-2-17	2020-2-16
	4,500,000.00	2017-2-24	2018-2-23
	3,000,000.00	2017-10-30	2017-10-29
	28,697,860.00		

6

7

8

	1,484,556.18	1,164,763.40

9

6

7

1

2017 12 31

2

	7,400,000.00	

		5,869,928.30	
		13,000,000.00	
		10,000,000.00	
		36,269,928.30	

1

2017 1 25

11712017280039

560

2018 1 5

2

2018 1 29

2018-012

250

3

2017

2,970,840.00 2018 1 26

2018 02270001

2018 1 5

35,971,840.00 2018 2

28

2018 765

4

2018 1 5

2018-001

100

5

~~2018-001~~

2017

10

1.00

3,597,184.00

2017 7 3

2017 01 5

2017 01 5

2017 11 17

11

50

50

2

50

100

15.990483

A

3.68 /

58.844978%

1,371,428.14

5063.74 in -0.03 [(5063.74 C/D6/Lang 4>M

		%		%	
1	129,288,121.31	100.00	16,972,784.88	13.13	112,315,336.43
2					

5	740,919.54	740,919.54	100.00
	129,288,121.31	16,972,784.88	13.13

2

3,302,594.21

3

			179,433.50
--	--	--	------------

		179,433.50	
		179,433.50	

4

					%	
			3,990,000.00	1	3.09	199,500.00
			3,610,248.86	1	2.79	180,512.44
			2,987,000.00	1	2.48	149,350.00
			213,000.00	4-5		149,100.00
			1,005,000.00	1	2.45	50,250.00
			2,169,000.00	1-2		216,900.00
			3,003,000.00	1	2.32	150,150.00
			16,977,248.86		13.13	1,095,762.44

2

1

1	6,139,350.54	306,967.53	5.00
1 2	1,295,978.03	129,597.80	10.00
2 3	1,351,034.25	405,310.28	30.00
3 4	93,243.00	46,621.50	50.00
4 5	37,040.40	25,928.28	70.00
5	468,985.00	468,985.00	100.00
	9,385,631.22	1,383,410.39	14.74

			%
	119,907.37	119,907.37	100.00

			%	
	4,545.16	4,545.16	100.00	
	1,771.76	1,771.76	100.00	
	1,770.70	1,770.70	100.00	
	7.50	7.50	100.00	
	980,070.24	980,070.24		

2

482,614.01

3

4

		4,625,193.96	4,926,580.34
		5,740,507.50	3,530,890.50
		10,199,509.59	10,199,509.59
		20,565,211.05	18,656,980.43

5

				%	
		10,199,509.59	5	49.60	10,199,509.59
		640,000.00	1	3.11	32,000.00
		106,500.00	1-2	2.33	10,650.00
		372,038.00	2-3		111,611.40
		422,500.00	1	2.05	21,125.00
		406,000.00	5	1.97	406,000.00
		12,146,547.59		59.06	10,780,895.99

3

1

1	
	-27,705.18
	856,044.94
	-358,634.86

1

[2008]43

2

